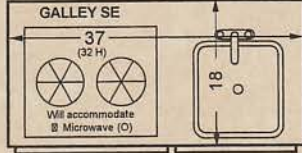
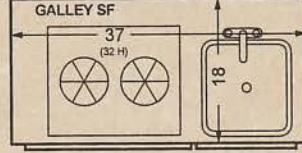


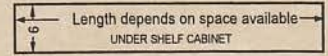
GALLEY SB If the Standard Equipment Package 3 CF refrigerator is not installed, the refrigerator area becomes storage.



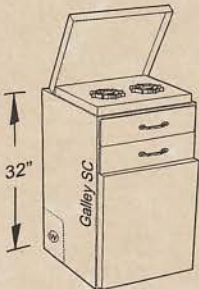
GALLEY SE Space for microwave (O), or use space for storage with a door. Stoves and propane system can be deleted for credit.



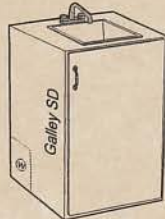
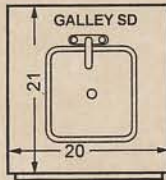
GALLEY SF 18" depth of galley E and F allows for walk space when located across from gauchio when bed is made up. Sliding or hinged doors.



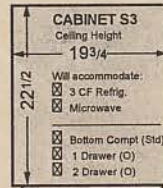
UNDER CABINET SHELF Can be installed over a galley or storage cabinet. Includes 2 LED lights.



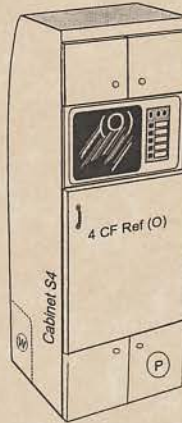
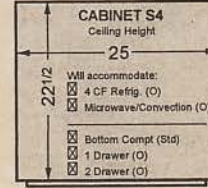
GALLEY SC If a 3 CF refrigerator is not installed in this cabinet, the space becomes storage.



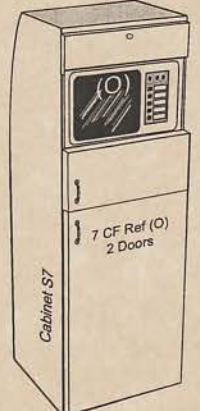
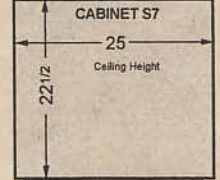
GALLEY SD The sink in this cabinet can be deleted for credit.



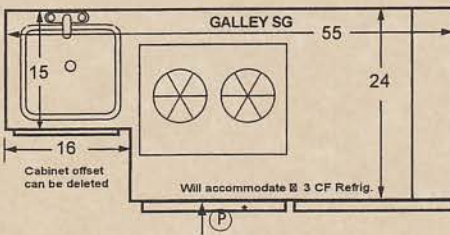
CABINET S3 If desired, two drawers can locate in bottom. If no microwave space becomes storage.



CABINET S4 If desired, drawers can locate in bottom. If no microwave space becomes storage.



CABINET S7 The 7 CF (O) Refrigerator is not available for the standard height roof Sprinter.



* Manual Flush

Galley SG Standard with RB-150S Standard Plan. If Standard Equip Stove is deleted a Microwave (O) can be installed. Standard Equip grey water tank is installed in cabinet rear. It's usually under the van.

Note: the cabinet offset is for the RB-50 bed space. The "offset" can be deleted if not needed to make sofa into a bed.

MISC. CABINET INFO . . .

Color indicates a counter top cabinet.

Color indicates a Tall cabinet.

Indicates Porta Potti (O) can stow bottom of this cabinet.

Indicates cabinet bottom can be fitted to van's wheel well.

(O) Additional Cost Option

REFRIGERATOR • A 3 CF Refrigerator is included with the Stand Equip Pkg. A 4 or 7 CF Refrigerator is optional.

STOVE & PROPANE SYSTEM may be deleted for credit.